



Waste In Our World: Chapter Two

PUTTING WASTE IN ITS PLACE

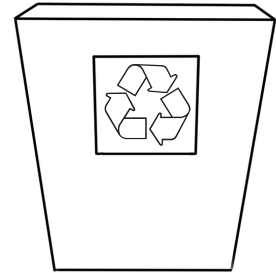
Waste can be sorted into landfill, recycle, and compost! Where should the following items go when you are finished with them? Draw lines connecting each piece of waste to the appropriate category.



COMPOST



LANDFILL



RECYCLE



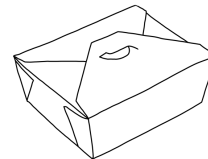
Plastic Straw



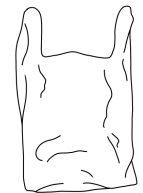
Soiled Paper
Napkin



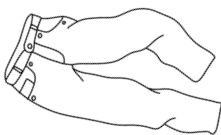
Plastic Bottle



Cardboard Food
Container



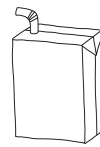
Plastic Bag



Clothing



Newspaper




Juice Box




Wooden
Chopsticks



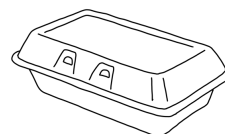
Chip Bag



Apple Core



Cardboard Box



Styrofoam



Aluminum Can

Waste In Our World: Chapter Two

PUTTING WASTE IN ITS PLACE: TEACHER RESOURCE

In this module, students will draw lines connecting each item to its appropriate disposal method. To make lines easier to distinguish, students can use a green pen for compost, black for landfill, and blue for recycle.

After students have completed their worksheets, watch the chapter video and correct answers as a class.

