


# Waste In Our World: Chapter Two


## PUTTING WASTE IN ITS PLACE



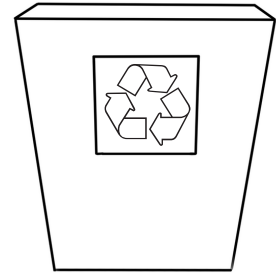
Waste can be sorted into landfill, recycle, and compost! Where should the following items go when you are finished with them? Draw lines connecting each piece of waste to the appropriate category.



**COMPOST**



**LANDFILL**



**RECYCLE**



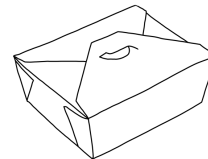
Plastic Straw



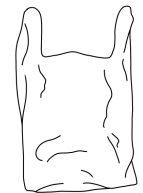
Soiled Paper  
Napkin



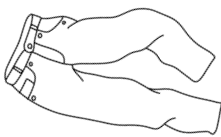
Plastic Bottle



Cardboard Food  
Container



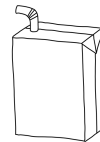
Plastic Bag



Clothing



Newspaper




Juice Box




Wooden  
Chopsticks



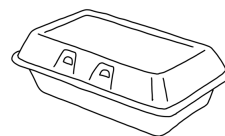
Chip Bag



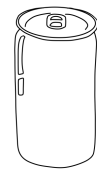
Apple Core



Cardboard Box



Styrofoam



Aluminum Can

# Waste In Our World: Chapter Two

## PUTTING WASTE IN ITS PLACE: TEACHER RESOURCE



In this module, students will draw lines connecting each item to its appropriate disposal method. To make lines easier to distinguish, students can use a green pen for compost, black for landfill, and blue for recycle.

After students have completed their worksheets, watch the chapter video and correct answers as a class.

